

Class: _____

Student: _____

A111 Week 1

A. READING COMPREHENSION & ORAL SKILLS (50%)

I. Please read aloud “Zither” to your teacher. (10%)

Zithers are easy to make.
Find a big box, a tall box, a wide box, and a small box.
Find thick and thin rubber bands.
Stretch the rubber bands around each box.
Leave a space between each rubber band.
When you strum the rubber bands, they make sounds.
Now sing a song and strum along!

- *Deduct 0.5% for every pronunciation error.*

II. READING COMPREHENSION & ORAL SKILLS (40%)

	0	1	2	3	4
What’s your name? How are you today?					
1. (P.2) What is easy to make?	<input type="checkbox"/>	<input type="checkbox"/>	<input type="checkbox"/>	<input type="checkbox"/>	<input type="checkbox"/>
2. (P.3) What do you need to make a zither?	<input type="checkbox"/>	<input type="checkbox"/>	<input type="checkbox"/>	<input type="checkbox"/>	<input type="checkbox"/>
3. (P.3) What kind of boxes do you need?	<input type="checkbox"/>	<input type="checkbox"/>	<input type="checkbox"/>	<input type="checkbox"/>	<input type="checkbox"/>
4. (P.4) What do you need to make a zither?	<input type="checkbox"/>	<input type="checkbox"/>	<input type="checkbox"/>	<input type="checkbox"/>	<input type="checkbox"/>
5. (P.4) What kind of rubber bands do you need?	<input type="checkbox"/>	<input type="checkbox"/>	<input type="checkbox"/>	<input type="checkbox"/>	<input type="checkbox"/>
6. (P.5) How do you do with the rubber bands?	<input type="checkbox"/>	<input type="checkbox"/>	<input type="checkbox"/>	<input type="checkbox"/>	<input type="checkbox"/>
7. (P.6) What do you do between each rubber band?	<input type="checkbox"/>	<input type="checkbox"/>	<input type="checkbox"/>	<input type="checkbox"/>	<input type="checkbox"/>
8. (P.7) What happens when you strum the rubber bands?	<input type="checkbox"/>	<input type="checkbox"/>	<input type="checkbox"/>	<input type="checkbox"/>	<input type="checkbox"/>
9. (P.8) what do the boys do?	<input type="checkbox"/>	<input type="checkbox"/>	<input type="checkbox"/>	<input type="checkbox"/>	<input type="checkbox"/>
10. Do you want to make your own zither?	<input type="checkbox"/>	<input type="checkbox"/>	<input type="checkbox"/>	<input type="checkbox"/>	<input type="checkbox"/>

- *1 point for student can understand the questions and answer in key words.*
- *2 points for student who tries to answer the complete sentences with right idea but with grammar mistakes.*
- *3 points for student who answers in complete sentence with right ideas but slow and not smoothly.*
- *4 points for student who answers in complete sentence with right idea directly and smoothly.*

B. WRITING SKILLS. (50%)

I. Listen to your teacher and fill in the blanks. (10%)

- | | |
|------------|-------------|
| 1. f _____ | 6. t _____ |
| 2. m _____ | 7. p _____ |
| 3. r _____ | 8. g _____ |
| 4. w _____ | 9. r _____ |
| 5. r _____ | 10. s _____ |







II. Refer to the word bank and write the correct words. (10%)

- Zithers are easy _____ make.
- _____ thick and thin rubber bands.
- Stretch the rubber bands _____ each box.
- Leave a space between _____ rubber band.
- Sing a song _____ strum along!

each
and
around
find
to

III. Look at the pictures and write the correct words. (30%)

bed cat jet lip pen van

1.		2.	
	_____		_____
3.		4.	
	_____		_____
5.		6.	
	_____		_____

Reader: Zither

Phonics: EB 2 P.2-9 at, an, ag, et, en, ed, it, ip

Sight Words: across, in, on, the

建立日期：2008/12/12 11:00 AM

建立者：Daisy Chen

家長簽名：

Teacher's Answer

A. READING COMPREHENSION & ORAL SKILLS (50%)

I. Please read aloud "Zithers" to your teacher. (10%)

- Deduct 0.5% for every pronunciation error.

II. Answer the questions orally. (40%)

- 1 point for student can understand the questions and answer in key words.
- 2 points for student who tries to answer the complete sentences with right idea but with grammar mistakes.
- 3 points for student who answers in complete sentence with right ideas but slow and not smoothly.
- 4 points for student who answers in complete sentence with right idea directly and smoothly.

1. (P.2) What is easy to make? → Zithers are easy to make.
2. (P.3) What do you need to make a zither? → I need to find a box.
3. (P.3) What kind of boxes do you need?
→ I need a big box, a tall box, a wide box, and a small box.
4. (P.4) What do you need to make a zither? → I need to find rubber bands.
5. (P.4) What kind of rubber bands do you need? → I need to find thick and thin rubber bands.
6. (P.5) How do you do with the rubber bands?
→ Stretch the rubber bands around each box.
7. (P.6) What do you do between each rubber band?
→ Leave a space between each rubber band.
8. (P.7) What happens when you strum the rubber bands?
→ When you strum the rubber bands, they make sounds.
9. (P.8) what do the boys do? → The boys sing a song and strum along!
10. Do you want to make your own zither? → Yes, I do. / No, I don't.

B. WRITING SKILLS. (50%)

I. Listen to your teacher and fill in the blanks. (10%)

- | | | | | |
|--------|--------|--------|--------|---------|
| 1. fat | 2. man | 3. rag | 4. wet | 5. red |
| 6. tip | 7. pit | 8. get | 9. ran | 10. sip |

II. Refer to the word bank and write the correct words. (10%)

1. Zithers are easy make.
2. thick and thin rubber bands.

3. Stretch the rubber bands around each box.
4. Leave a space between each rubber band.
5. Sing a song and strum along!

III. Look at the pictures and write the correct words. (30%)

1. cat 2. van 3. lip 4. jet 5. pen 6. bed